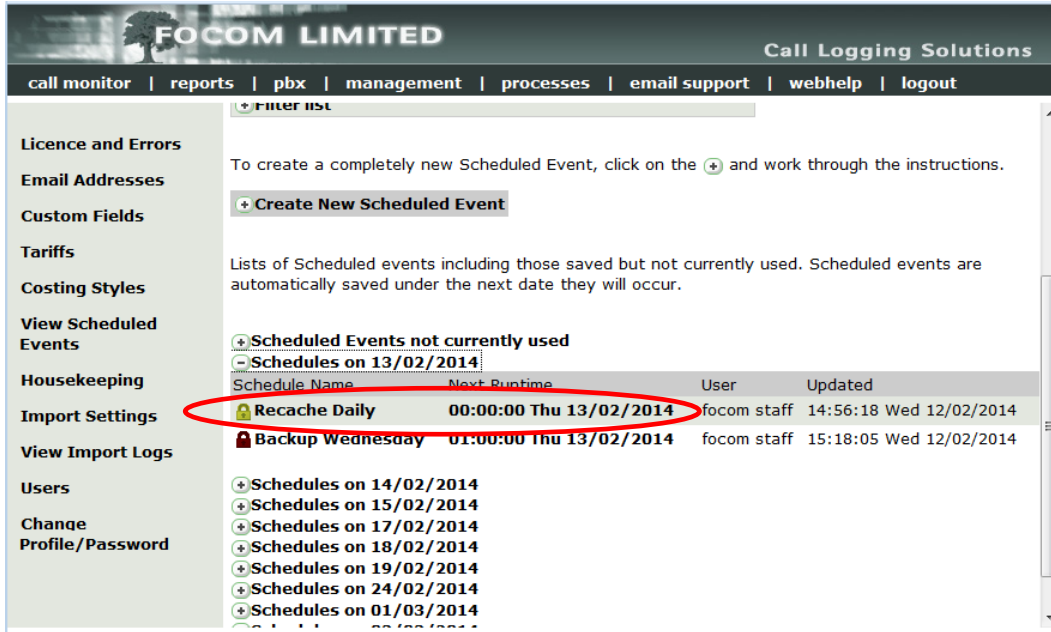


HOW TO RUN A RECACHE

As you probably know, a Recache automatically runs every night, usually at midnight.

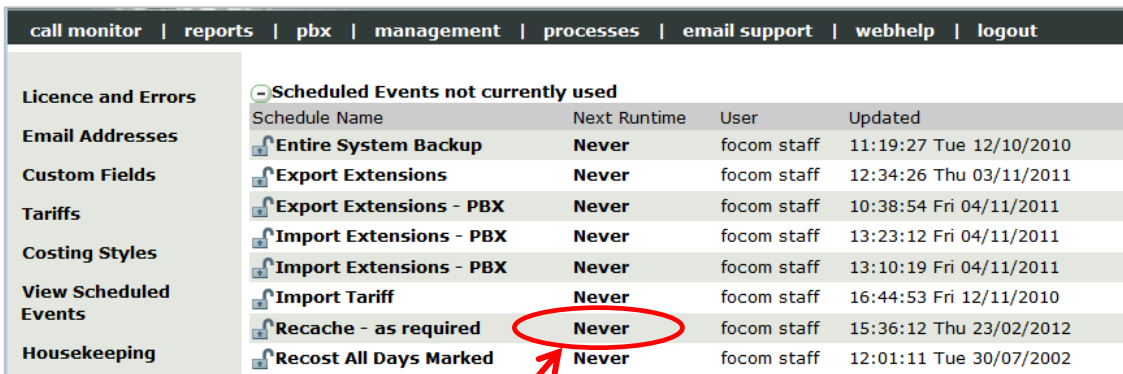


This process ensures that any database changes (names against Extensions, a new Access Code etc) are transferred to LUMBERJACK's memory, which is what LUMBERJACK uses when processing call records.

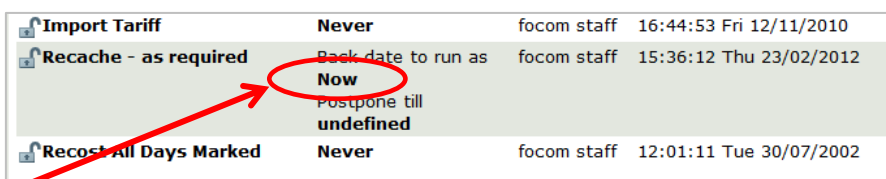
You may have made some changes that will not take effect until a Recache is run, but you don't want to wait until after the next automatic Recache. You can force the changes to take effect by running a Recache 'Now'.

GO TO MANAGEMENT > VIEW SCHEDULED EVENTS

Expand the **Scheduled Events not currently used**



Select **Never** next to **Recache - as required**. Make sure you don't alter the **Recache Daily**.



Then click **Now**.



You will see nothing to indicate that the Recache has finished, but it should only take a moment, so you can carry on working in LUMERJACK.