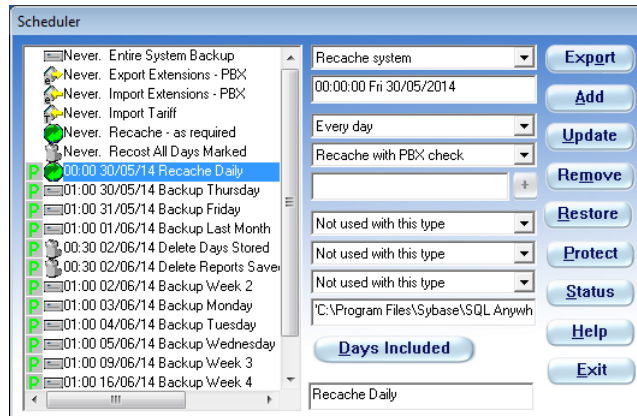




HOW TO RUN A RECACHE

As you probably know, a Recache automatically runs every night, usually at midnight.

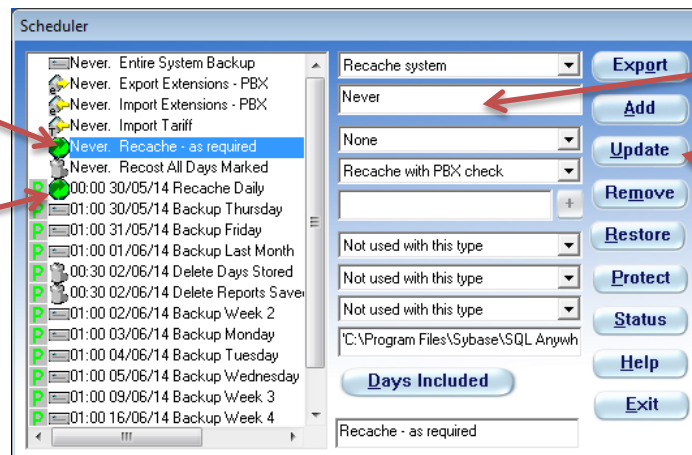


This process ensures that any database changes (names against Extensions, a new Access Code etc) are transferred to LUMBERJACK's memory, which is what LUMBERJACK uses when processing call records.

You may have made some changes that will not take effect until a Recache is run, but you don't want to wait until after the next automatic Recache. You can force the changes to take effect by running a Recache 'Now'.

GO TO REPORTS>SCHEDULER

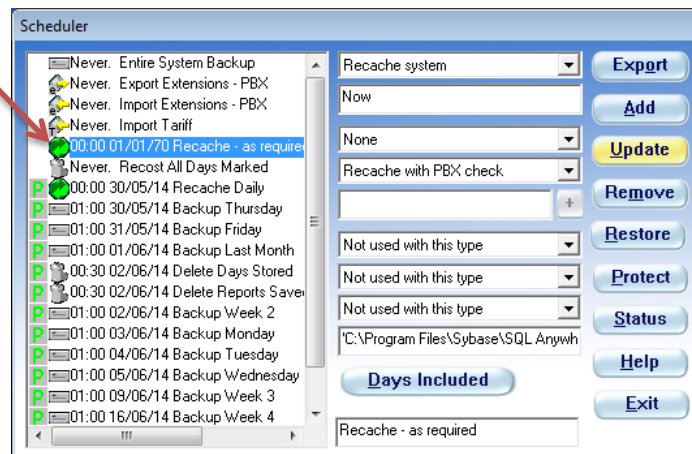
Select **Never: Recache - as required** (or it may be Recache - one off).
Don't alter the automatically generated Recache.



Change **Never** to **Now**

Click **[Update]**

When **00:00 01/01/70** appears the Recache has finished.



There is no need to change the Now back to Never; as soon as you click **[Exit]** this will happen automatically.