

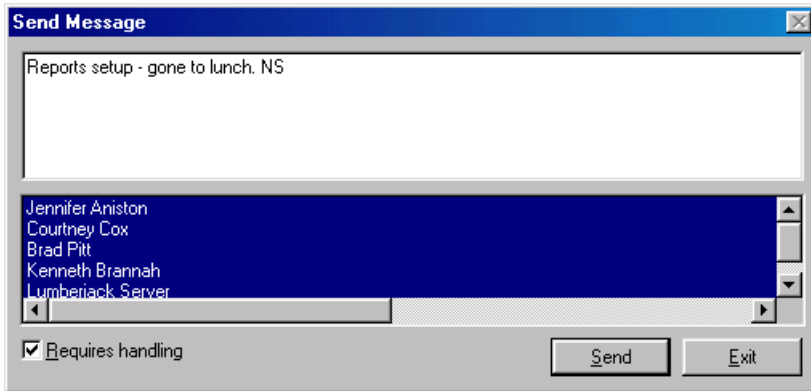
HISTORY MENU

The History menu records past events, views error messages and allows users to send messages to other LUMBERJACK users.

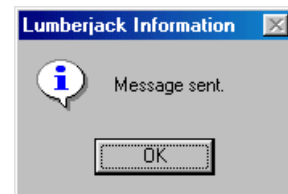
SEND MESSAGE

It is possible to use the error messaging facility to send messages to other LUMBERJACK users.

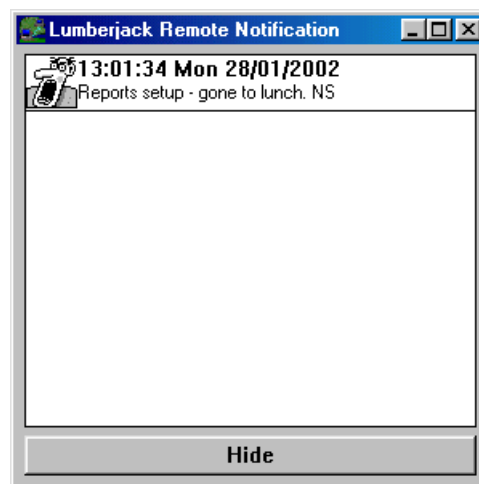
Select Send Message. A split window appears, blank at the top and with the other LUMBERJACK PCs listed below. Type your message in the top box and highlight the recipient's PC in the bottom box.



Click [Send] and the following information box will appear, click [OK], then [Exit]



If you need to emphasise a message, click in the *Requires Handling* checkbox. The message will then be sent with an appropriate icon.

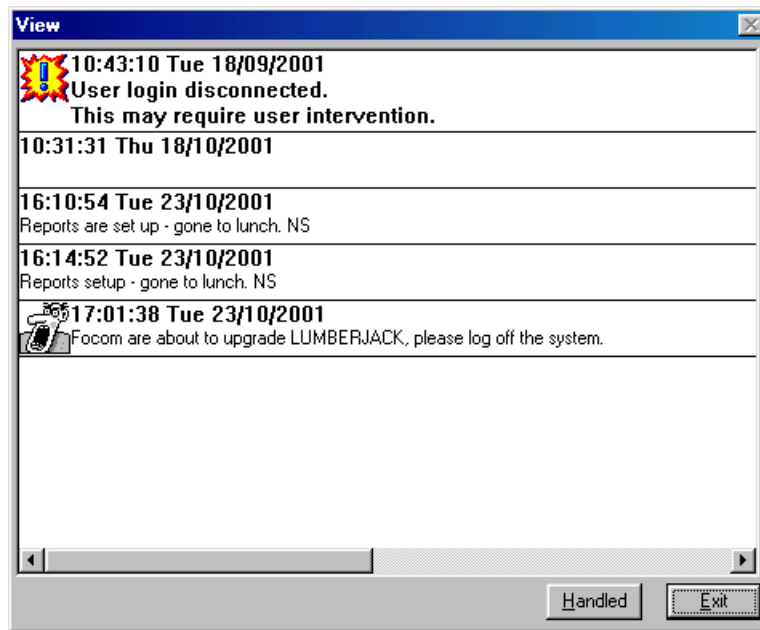


The message is received via the Remote Notification program. If it is hidden on the desktop, there will be an alert sounded every minute until it is acknowledged. To minimise this box, click on Hide. Remember that this is the Remote program window and you do not want to shut it down. If you click on the Close [X] box you will be prompted not to close and asked if you want to minimise. Say Yes, otherwise you will shut down the program. If the remote notification program is not resident, you will lose the ability to view or print reports, receive messages, and various other network capabilities.

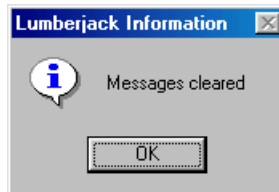
VIEW MESSAGE

Some system error messages need to be marked as [Handled]. For more information of System Error messages, see System Management page 160.

To mark messages as handled, go to History>View Message. The box will appear in the following format:



Highlight the appropriate error (those that need attention) and click on [Handled]. A confirmation box will appear and the icon will be removed from the entry.



All handled messages are deleted from the system after seven days. Unhandled messages are not deleted.

HISTORY LOG

Click on History Log and a window will appear showing all the actions carried out with the log-on name - the most recent action being at the top. The default is set to the last 250 actions. This can be changed if required. See Defaults on page 126 of this section. This History Log is for viewing only, it cannot be copied or altered.

